

Title	Contents	Page no.
Grip support	Stationary grips	2
Grip support	Altering the handle	3
Desk and table support	Working on your lap or a table	4
Specialist paper	Handwriting suggestions	5
Maths	Games and resources	6
More games	Light boxes and jigsaws	7
Switches	Voice output devices	8
Cutting	PETA Scissors	9
Visual items	Sparkly stuff	10
Large sensory equipment	Activity arch / resonance board	11
Hand massage	Instructions for pupil hand massage	12
Action songs	Where to find songs that encourage opening and closing of hands	13
Early computer skills	Online games to support SEN education	14
Communication	Where to find symbol makers	15
Eating and pouring	Equipment to help eating and pouring	16
Useful sites	Where to find equipment and resources	17
More useful sites	Where to find equipment and resources	18



Pencil grips available from [www.tts-group.co.uk](http://www.tts-group.co.uk)



“Easy Grip Paintbrushes”

[www.bakerross.co.uk/](http://www.bakerross.co.uk/)



“Eazy Hold Adaptive Grip Aid”

[www.healthproductsforyou.com](http://www.healthproductsforyou.com)

To hold an item in place, use a G clamp. These can be purchased from DIY stores such as:

[www.ffx.co.uk](http://www.ffx.co.uk)



If the item is too small for the pupil to grip, try a small length of pipe lagging, attached securely to the handle. If pipe lagging is too wide, try layers of "Gaffer tape" or lots of elastic bands wound around the handle

You might know someone who is good at "loom bands" who could make grips that will fit the item



If the pupil needs sensory feed back that they are holding an item, cut up a spikey quoit and thread this on the handle of the item

Desk and  
table support



"bed tray table"

[www.completecareshop.co.uk](http://www.completecareshop.co.uk)

Multi functional general  
purpose tray

"Book Stand"

[www.completecareshop.co.uk](http://www.completecareshop.co.uk)

To help the user read  
books hands free



Dycem mat

[www.completecareshop.co.uk](http://www.completecareshop.co.uk)

[otstores.co.uk](http://otstores.co.uk)

[otstores.co.uk](http://otstores.co.uk)

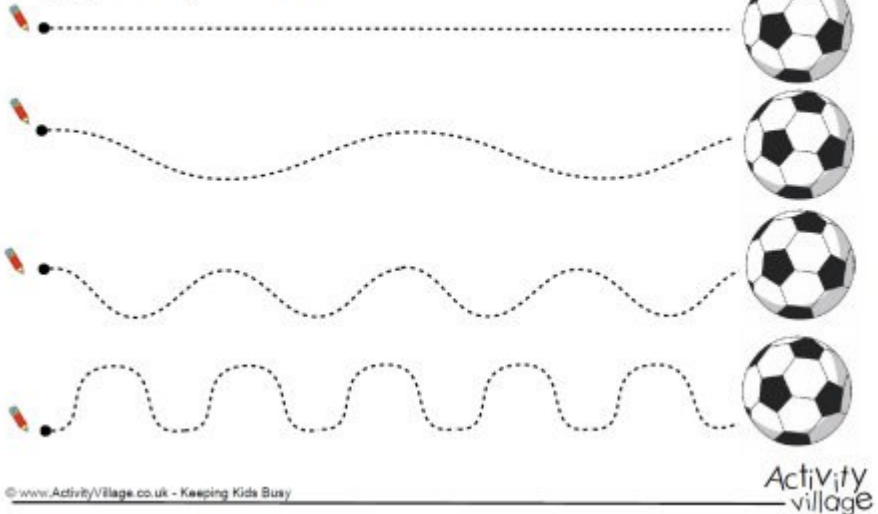
To keep items from slipping

Early handwriting sheets and four lined paper with different coloured lines or coloured area from:

[www.activityvillage.co.uk](http://www.activityvillage.co.uk)

### Football Pencil Control

Carefully draw along the dotted lines.



Raised line paper from [www.thedyslexiaishop.co.uk](http://www.thedyslexiaishop.co.uk)

Draw lines using a 20/20 black felt pen; this draws a really strong bold line.

Tactile lines could be made from:

- Puffy paint left to dry
- Wikki sticks on contrasting coloured card
- “Bumpons” (from RNIB)




"Foam dice with pockets"

[www.speicaldirect.com](http://www.speicaldirect.com)

"Maths and counting games" from:

[www.orchardtoys.com](http://www.orchardtoys.com)



"Peg Board"

[www.rehabmart.com](http://www.rehabmart.com)

Designed to enhance upper extremity ROM and all over function


[www.tts-group.co.uk](http://www.tts-group.co.uk)

Has lots of numeracy aids, look in the maths section.



Light box and shapes from

[www.tts-group.co.uk](http://www.tts-group.co.uk)



Large inset jigsaw from

[www.justjigsaws.co.uk](http://www.justjigsaws.co.uk)

And

[lisheenmontessori.com](http://lisheenmontessori.com)



Commercially made  
shape matching games:

[www.pathstoliteracy.org](http://www.pathstoliteracy.org)

Voice output switches that you can record a voice on:

"Talking Point Recordable Buttons"

[www.tts-group.co.uk](http://www.tts-group.co.uk)



Recordable answer buzzers

[www.learningresources.co.uk](http://www.learningresources.co.uk)

"Recordable Cards"

[www.inclusive.com](http://www.inclusive.com)



"BIGmack"

"pal pad"

[www.liberator.co.uk](http://www.liberator.co.uk)





PETA scissors:  
[peta-uk.com/shop](http://peta-uk.com/shop)



## Visual items

[www.partyrama.co.uk](http://www.partyrama.co.uk)

Poundland  
Argos  
Wilkinsons



Black and white board books. By Bianca Lucas and Emma Dodd

Reading books with simple clear instructions

[www.yellow-door.net](http://www.yellow-door.net)



Glow in the dark pebbles.

[www.glow.co.uk](http://www.glow.co.uk)

## Large sensory equipment



“Resonance board”, which amplifies sound.

[www.soundabout.org.uk](http://www.soundabout.org.uk)

Folding activity arch from

[www.specialneedstoys.com/uk](http://www.specialneedstoys.com/uk)



To purchase a variety of balls

[www.sensorytoyswarehouse](http://www.sensorytoyswarehouse)

[www.specialneedstoys.com](http://www.specialneedstoys.com)

## Hand Massage

Wikihow image




Massage oils or creams  
(check the pupil's medical records for allergies)

Massage guidance:

1. Gently but firmly take the pupil's hand- either lay your hand over theirs at the wrist or sandwich their hand between yours.
2. Hold the pupil's hand in both of yours with your fingers underneath. Draw the heels of your hand outwards towards the edges of the pupil's a few times.
3. Use your thumbs to knead over the back of the pupil's hand. Work between the bones and around the bones of the wrist.
4. Use your thumbs to push up in the fleshy areas between the bones towards the wrist.
5. Turn the pupil's hand over. Use your thumb to knead over the palm of the hand. Work all over the muscles and joints opening up the hand.
6. Use your knuckles in a circular motion to work over the palm of the hand.
7. Turn the pupil's hand over and hold it in one hand. Massage the fleshy areas between the joints.
8. Wrap your hand gently around the pupil's first finger and very gently slightly pull and twist from the base to the fingertip and then rotate gently. Repeat with all the fingers.
9. Finish by holding the pupil's hand.
10. Then massage the other hand

**Where to find songs that encourage opening and closing of hands**

- ⇒ [www.Songsforteaching.com/fingerplays](http://www.Songsforteaching.com/fingerplays)
- ⇒ Youtube: "fingerplays with Doctor Jean"
- ⇒ "Okki Tokki Onga" Music book
- ⇒ "Three little pigs" Music book




Early computer  
skills

[www.wonderbaby.org](http://www.wonderbaby.org)

[www.inclusive.co.uk](http://www.inclusive.co.uk)

[www.senteacher.org](http://www.senteacher.org)



[www.wonderbaby.org/articles/best-accessible-computer-games-blind-kids](http://www.wonderbaby.org/articles/best-accessible-computer-games-blind-kids)

Tactile symbols can be found at:

[www.tsbvi.edu/tactile-symbols](http://www.tsbvi.edu/tactile-symbols)

Information on PECS, the picture exchange system:

[www.pecs-unitedkingdom.com](http://www.pecs-unitedkingdom.com)

Symbols software:

- Widgit Symbols
- Symbolstix
- Mayerjohnson
- Makaton symbols



“Universal cuff”

[www.healthproductsforyou.com](http://www.healthproductsforyou.com)

Cordless kettle tipper  
Can be used to help the  
pupil pour water or sand  
when playing.

[www.healthcarepro.co.uk](http://www.healthcarepro.co.uk)

[www.completecareshop.co.uk](http://www.completecareshop.co.uk)





**Free special education resources:**

[www.activityvillage.co.uk](http://www.activityvillage.co.uk)

**UK sites that sell accessible equipment.**

[www.tts-group.co.uk](http://www.tts-group.co.uk)

[www.specialdirect.com](http://www.specialdirect.com)

[www.thedyslexiashop.co.uk](http://www.thedyslexiashop.co.uk)

[www.primaryict.co.uk](http://www.primaryict.co.uk)

[www.learningresources.co.uk](http://www.learningresources.co.uk)

[www.liberator.co.uk](http://www.liberator.co.uk)

[www.peta-uk.com/shop](http://www.peta-uk.com/shop)

[www.sensorytoywarehouse.com](http://www.sensorytoywarehouse.com)

Department For Education SEN guidance and resources: [www.specialneedsjungle.com](http://www.specialneedsjungle.com)

Support for those working with and caring for special children

Fledglings - Offering products for SEN children with disabilities

[www.fledglings.org.uk](http://www.fledglings.org.uk)

Affordable sensory play items

<http://www.tts-group.co.uk/squidgy-sparkle-letters-and-numbers/1000683.html>